




Technology From another World

ALIEN **WARP**∞ HELP FILES



ACCOUNTS OLAP\_PORTAL

## Client Account Portal

- Orders
- Statements
- Sub-accounts
- OLAP (Online Analytical Processing) on Sales.

**How do I view reports / Statements / Sub-accounts and latest invoices on my Account portal?**

- 1) In Warp, open your account and select the URL – it will take you to your login page.  
You can also copy and save your account URL for future use without having to log into WARP.

**MOSH**  
PETROLEUM

2211110480

....

Log In

1

- 2) Your account dashboard will be displayed where you can view a summary of your latest transactions.
- 3) YOUR agreed pricing at different sites will be displayed and updated with every price adjustment.
- 4) You can view the latest invoices by selecting the one you need to view and print based on your company template.

**Recent purchases**

Date	Reference	Amount
2024/07/17	Invoice#: 19820	
2024/07/17	Invoice#: 19813	11,038.49
2024/07/17	Invoice#: 19811	11,299.40
2024/07/17	Invoice#: 19810	11,419.81
2024/07/17	Invoice#: 19803	11,239.19

**Expenditure (July 2024)**

The total spent so far is: 869,174.25

**Expenditure (June 2024)**

Total spent: 1,679,712.85

**Purchases in the last 30 days**

Location	Price	Pay
Francis Town Fuel Type: Diesel 50 Updated: 10/05/2024	P 15.91	N\$ 21.42 Pump Price: N\$ 22.27
Mamuno Fuel Type: Diesel 50 Updated: 10/05/2024	P 16.07	N\$ 20.07 Pump Price: N\$ 22.50
Mamuno Fuel Type: Diesel 50 Updated: 10/05/2024	P 12.50	N\$ 20.07 Pump Price: N\$ 17.50
Kazangula Fuel Type: Diesel 50 Updated: 10/05/2024	P 16.01	N\$ 21.83 Pump Price: N\$ 22.41
Sherwood Fuel Type: Diesel 50 Updated: 10/05/2024	P 15.95	N\$ 21.83 Pump Price: N\$ 22.33



- 5) Click on the displayed button top left of the green banner to display the options for Orders / Statements / Transactions / and Sub-accounts.

**Africent Investments Pty Ltd Orders**

**Theuns van der Merwe**  
Maritz Transport

Account Details **Active**  
Account#: 2211111151

**Orders**

Statement

Transactions

Sub Accounts

**New Order:**

**Order History**

- 6) Click on the 'orders' button to view all orders for products you ordered as well as the status of those products or create a new order.
- 7) Click on the "Statement" button to generate and view or print a statement for a specific period.
- 8) Click on the "Process displayed invoices" button to download the invoices in the statement.

- 9) To View all transactions for a selected period, set dates and run the report. A list of all transactions will be displayed.

- 10) To view the transactions of all sub-accounts and their average fuel usages, select all transactions and select the tick boxes for "Sub Acc Name" as well as "Odo Meter"- This will display a complete list of all vehicles with a subtotal in the green banner.

07/11/2024 10:37	FULO0001	180599.1	Purchase: Ref.:CA122668 Pump:1 Ref.:Diesel 50	55.13	19.18	CA122668	138583.00 Km	208.00 Km	3.53 Km/L	-1,057.40	-140,540.11
11/11/2024 09:46	1	181561.1	Purchase: Ref.:CA122668 Pump:7 Ref.:Diesel 50	70.76	0.00	CA122668	138869.00 Km	286.00 Km	5.19 Km/L	-1,338.00	-141,878.11
14/11/2024 11:00	1	183564.1	Purchase: SC:1111112000011031	62.17	19.18	CA122668	139131.00 Km	262.00 Km	3.70 Km/L	-1,192.40	-143,070.51
--			---- Period Subtotal for CA122668				Total:	1026.00 Km	Avg: 4.21 Km/L		
01/11/2024 12:25	FULO0001	177922.1	Purchase: Ref.:CA858857 Pump:9 Ref.:Diesel 50	56.34	20.26	CA858857	378134.00 Km	---	---	-1,141.45	-144,211.96
04/11/2024 14:26	FULO0001	179720.1	Purchase: Ref.:CA858857 Pump:10 Ref.:ULP95	36.22	20.26	CA858857	378699.00 Km	565.00 Km	10.03 Km/L	-733.80	-144,945.76
08/11/2024 09:22	FULO0001	180892.1	Purchase: Pump:10 Ref.:ULP95	38.47	82.61	CA858857	379657.00 Km	958.00 Km	26.45 Km/L	-938.00	-145,883.76
--			---- Period Subtotal for CA858857				Total:	1523.00 Km	Avg: 18.24 Km/L		

- 11) If specific sub-account information is needed, select the one from the dropdown list of subaccounts, then tick the sub-account name and ODO Meter boxes.

11

Date From: 1 November 2024  
Date To: 30 November 2024

Sub Account: All Transactions  
Reference:  
Comment:

Options:  
☐ Only Account  
☒ Credits/Returns  
☐ Cash & Card

Columns: ☐ Order # ☒ Sub Acc. Name ☐ Own Order # ☐ Sub Acc ☐ Price

570 Hyundai - 126  
843 - 129  
874 VW POLO - 132  
BJ81HCGP - 137  
BMW M5 - 136  
BT66GMGP - 104  
CA FORD - 130

Invoice#:   
Order#:   
Own Order#:   
Odo Units ☒ Qty ☒

Run

NOTE. The km variance and average fuel consumption calculations are dependent on **accurate capturing of the Odo reading** of the vehicle refueling only **1 selected site**. The retail industry has different chains of command such as outlets, management can access the data control from this platform.

- 12) To view/edit or add a new Sub-Account to the current list, either select Ad Account or Edit the existing account.
- 13) To generate an online order for the selected client account on the platform to be filled at a specific Location – fuel station. Select the Sub-account and click on the orders button. A list of previous orders will be displayed, and the option to add a new order will be on the top of the screen.

Sub Accounts

Velocity: The number of hours before the the next refill is allowed.  
MaxFill: Maximum Capacity of the fuel tank.  
Limits: Total volume for this for this order.  
Repeats: Maximum number of refills for this order

+ Add Account

ID	Branch	Name	Surname	Tel	Cell	GPS Location	Tank Level	Orders	Edit
54898								Orders	Edit
418	H001	N9188OT	Maritz					Orders	Edit
23837	KP 85 DB GP	KP 85 DB GP	KP 85 DB GP					Orders	Edit
23838	KP 85 DK GP	KP 85 DK GP	03					Orders	Edit
10283	N 11505 OT	N 11505 OT						Orders	Edit
8379	N 11505 OT	N 11505 OT	08					Orders	Edit
8421	N 11546 OT	N 11546 OT	27					Orders	Edit
18867	N 9236 OT	N 9236 OT	32					Orders	Edit

12

13

Orders

New:   
 00:00:00   
 23:59:59   
 LRP 95   
 Any Location   
 1   
 0   
 Add

Order No.	Start Date	End Date	Grade	Location	Velocity(hrs)	Limit(lt)	Max Fill(lt)	Repeats	Total	Enabled	
1126	April16	16/04/2024 00:00:00	19/04/2024 23:59:59	Diesel 50	Bersig Service Station	1	45.0000	55.0000	1	45	Edit
1127	April1602	16/04/2024 00:00:00	19/04/2024 23:59:59	Diesel 50	Bersig Service Station	1	45.0000	55.0000	0	0	Edit
1128	VW1	18/04/2024 00:00:00	19/04/2024 23:59:59	Diesel 50	Bersig Service Station	1	10.0000	55.0000	0	0	Edit
1129	April	18/04/2024 00:00:00	19/04/2024 23:59:59	Diesel 50	Bersig Service Station	1	10.0000	55.0000	0	0	Edit

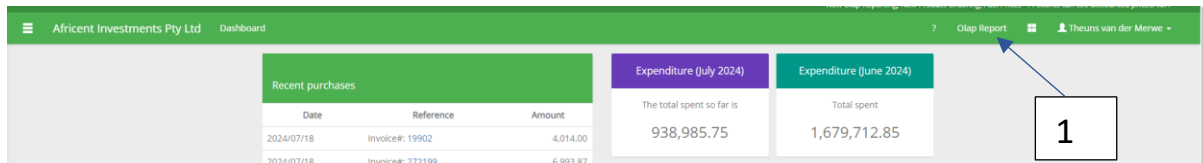
14

- 14) To add a new order for a selected vehicle, complete the following fields and enable the order.

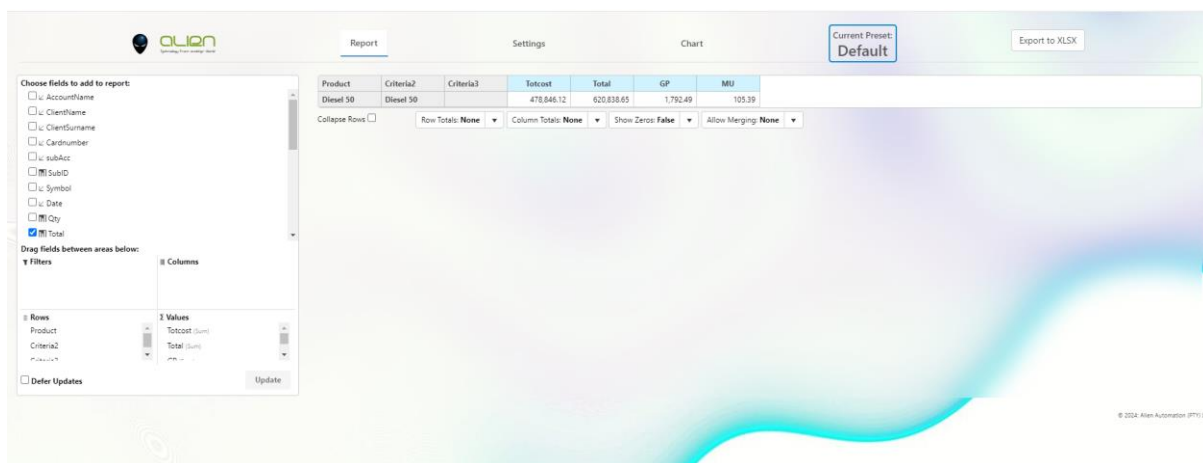
- Create order number.
- Set period for which it will be valid.

- Select grade for the vehicle and Select Location where order will be valid.
- Velocity = time it will be valid / Limit = volume of order / Max fill = vehicle tank size / Repeats = number of times allowed to fill.

## OLAP (Online Analytical Processing) on Sales.



- 1) Click on the OLAP Report button on the green banner next to your account name. The following screen will be available.



- 15) Click in the dropdown menu for more detailed information to report on:
- 16) From the drop down menu you can select to include Orders / Statements / Transactions and subaccounts to your report.